



# CM 99-02

# Night Moves

**RULES:** Practical Shooting Handbook, Latest Edition **COURSE DESIGNER:** John Wells — Modifications by US Design Team

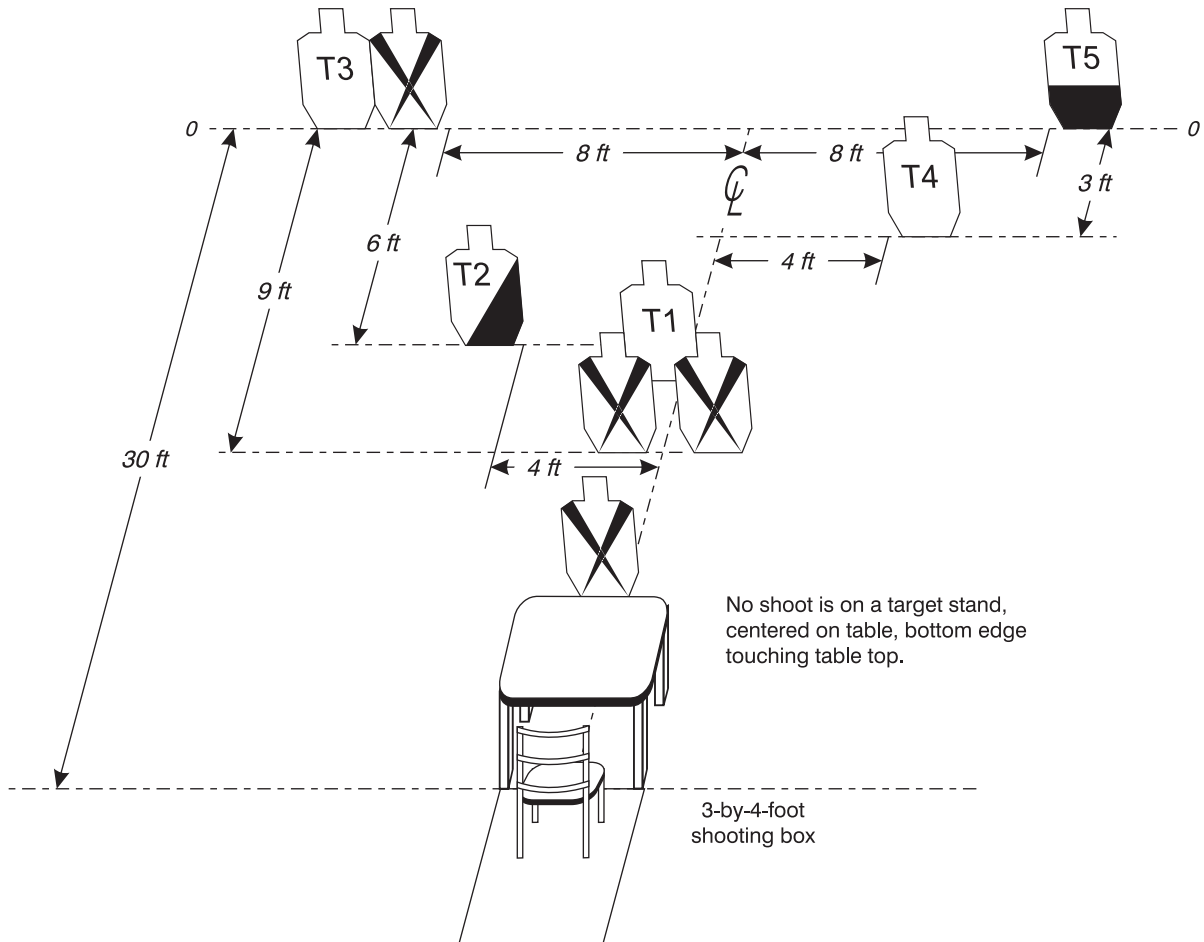
**START POSITION:** Sitting behind table with knees under edge, fingers of hands interlaced in lap, back touching the back rest of chair, feet flat on ground. Handgun is loaded and holstered as per ready condition in rule 8.1.1 and 8.1.2.

### STAGE PROCEDURE

- String 1. Upon start signal, from behind the table engage T1 with only two rounds and T2-T5 with only one round per target.
  - String 2. Upon start signal, from behind the table engage T1 with only two rounds and T2-T5 with only one round per target, strong hand only.
  - String 3. Upon start signal, transfer gun to weak hand and from behind table using weak hand only, engage T1 with only two rounds and T2-T5 with only one round per target.
- Jams may be cleared with both hands.

### SCORING

- SCORING:** Virginia Count, 18 rounds, 90 points
- TARGETS:** 5 IPSC
- SCORED HITS:** Best 6 on T1, Best 3 T2-T5
- START - STOP:** Audible - Last Shot
- PENALTIES:** Per current edition of USPSA Practical Shooting Handbook.



**SETUP NOTES:** Set paper targets to 5 feet high at shoulders. T1 is centered on range centerline, T2 is 4 feet left of centerline. Hard cover on T5 comes to bottom of A zone. The shoulders of the no-shoots at T1 are even with the bottom of the A zone. The table is 3



feet by 3 feet with a 3-foot-wide-by-4-foot deep shooting box for the chair. Top of table should be no higher than 28 inches. Hard cover on T2 runs diagonal from lower right shoulder to lower left bottom straight edge.



# CM 99-02

# Night Moves

TGT	A	B	C	D	M	
T1	<input type="text"/>	<input type="text"/>	<input type="text"/>	<input type="text"/>	<input type="text"/>	6
T2	<input type="text"/>	<input type="text"/>	<input type="text"/>	<input type="text"/>	<input type="text"/>	3
T3	<input type="text"/>	<input type="text"/>	<input type="text"/>	<input type="text"/>	<input type="text"/>	3
T4	<input type="text"/>	<input type="text"/>	<input type="text"/>	<input type="text"/>	<input type="text"/>	3
T5	<input type="text"/>	<input type="text"/>	<input type="text"/>	<input type="text"/>	<input type="text"/>	3

USE NUMBERS - NOT HASHMARKS

TOTAL HITS      **18**

MAJ	X5	X4	X4	X2	X-10
MIN	X5	X3	X3	X1	X-10

STATS ONLY  +  +  +  -  =

**VIRGINIA COUNT PENALTIES**

PROCEDURAL (-10 EACH)

NO-SHOOT HIT (-10 EACH)

EXTRA SHOT (-10 EACH)

EXTRA HIT (-10 EACH)

**TIME**

STRING 1

STRING 2

STRING 3

TOTAL TIME



MINUS PENALTIES OF

EQUALS TOTAL SCORE

DIVIDED BY TIME OF

HIT FACTOR

(4 DECIMAL PLACES)

Shooter: \_\_\_\_\_

RO: \_\_\_\_\_

**REMARKS**

SHOOTER NUMBER  **Open Lim. Lim. 10 Prod. Rev. Sing. St.** **MAJOR minor**

NAME \_\_\_\_\_ USPSA \_\_\_\_\_



# CM 99-06

# Toe The Line

**RULES:** Practical Shooting Handbook, Latest Edition **COURSE DESIGNER:** US Design Team

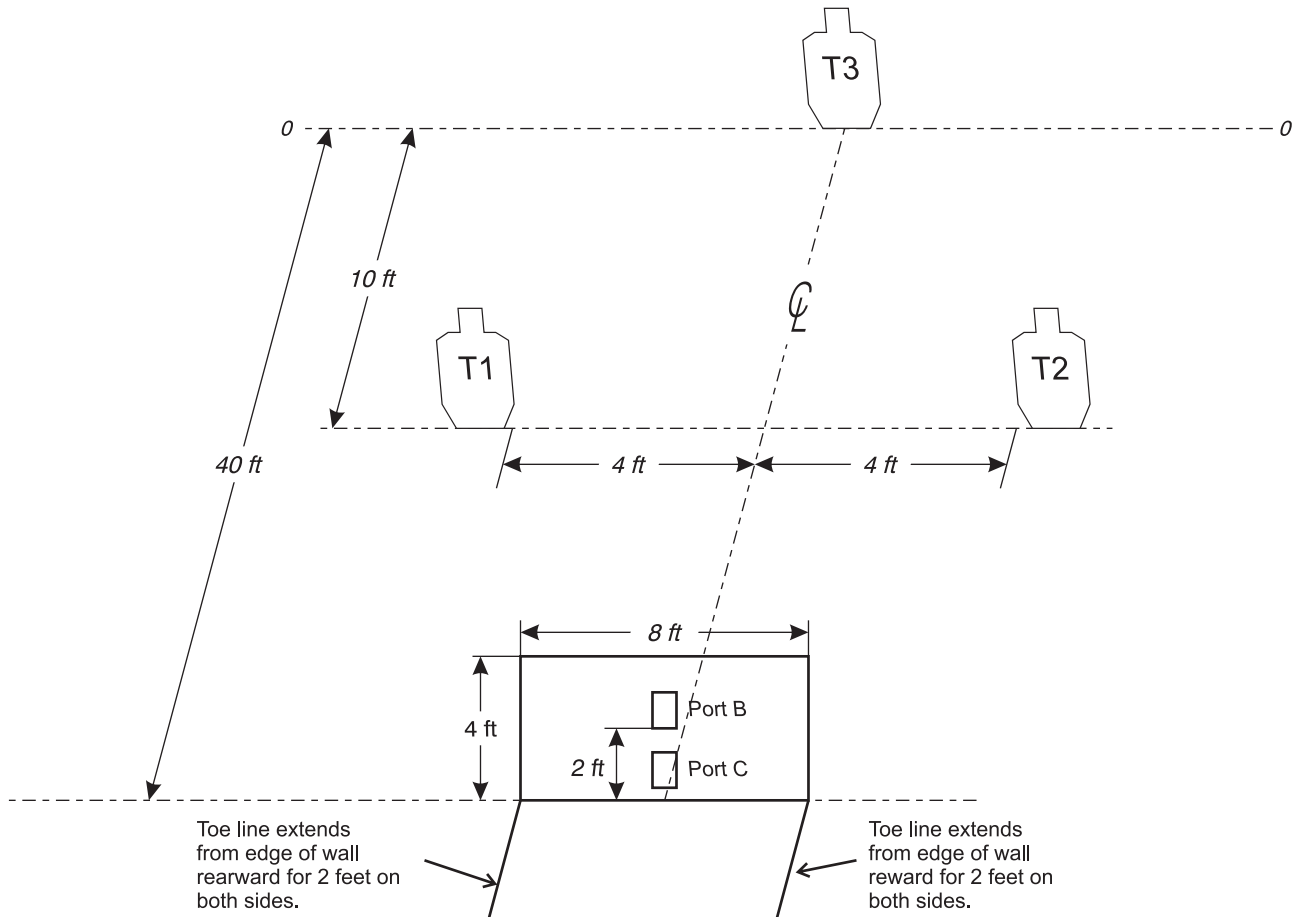
**START POSITION:** Standing erect, toes of both feet against either toe line, facing 90 degrees away from downrange, both arms hanging relaxed at sides. Whichever toe line is chosen must be used for all strings. Handgun is loaded and holstered as per ready condition in rule 8.1.1 and 8.1.2.

### STAGE PROCEDURE

- String 1. Upon start signal, engage T1-T3 with only two rounds per target through Port B.
- String 2. Upon start signal, engage T1-T3 with only two rounds per target through Port C.
- String 3. Upon start signal, engage T1-T3 with only two rounds per target over the top of the wall.

### SCORING

- SCORING:** Virginia Count, 18 rounds, 90 points
- TARGETS:** 3 IPSC
- SCORED HITS:** Best 6/paper
- START - STOP:** Audible - Last shot
- PENALTIES:** Per current edition USPSA Practical Shooting Handbook.
  - Engaging target from wrong position. -10 each shot.



**SETUP NOTES:** Set targets 5 feet high at shoulders. Use a 4 foot by 8 foot piece of plywood for the wall. Toe lines are made of 2-foot-long 2-by-4s. Ports B and C



are 6 inches wide by 8 inches high and cut into wall at the center. Lower edge of Port B is 2 feet above ground. Lower edge of Port C is 3 inches above ground.



# CM 99-06 Toe The Line

TGT	A	B	C	D	M	
	USE NUMBERS - NOT HASHMARKS					
T1	<input type="text"/>	<input type="text"/>	<input type="text"/>	<input type="text"/>	<input type="text"/>	6
T2	<input type="text"/>	<input type="text"/>	<input type="text"/>	<input type="text"/>	<input type="text"/>	6
T3	<input type="text"/>	<input type="text"/>	<input type="text"/>	<input type="text"/>	<input type="text"/>	6
TOTAL HITS	<input type="text"/>	<input type="text"/>	<input type="text"/>	<input type="text"/>	<input type="text"/>	18
MAJ	X5	X4	X4	X2	X-10	
MIN	X5	X3	X3	X1	X-10	

**VIRGINIA COUNT PENALTIES**

PROCEDURAL (-10 EACH)

EXTRA SHOT (-10 EACH)

EXTRA HIT (-10 EACH)

**TIME**

STRING 1

STRING 2

STRING 3

TOTAL TIME

STATS ONLY  +  +  +  -  =



MINUS PENALTIES OF  
EQUALS TOTAL SCORE  
DIVIDED BY TIME OF  
HIT FACTOR =  
(4 DECIMAL PLACES)

Shooter: \_\_\_\_\_

RO: \_\_\_\_\_

**REMARKS**

\_\_\_\_\_

\_\_\_\_\_

\_\_\_\_\_

SHOOTER NUMBER  **Open Lim. Lim. 10 Prod. Rev. Sing. St.** **MAJOR minor**

NAME \_\_\_\_\_ USPSA \_\_\_\_\_



# CM 99-07

# Both Sides Now #1

**RULES:** Practical Shooting Handbook, Latest Edition **COURSE DESIGNER:** Joe De Simone — Modifications by US Design Team

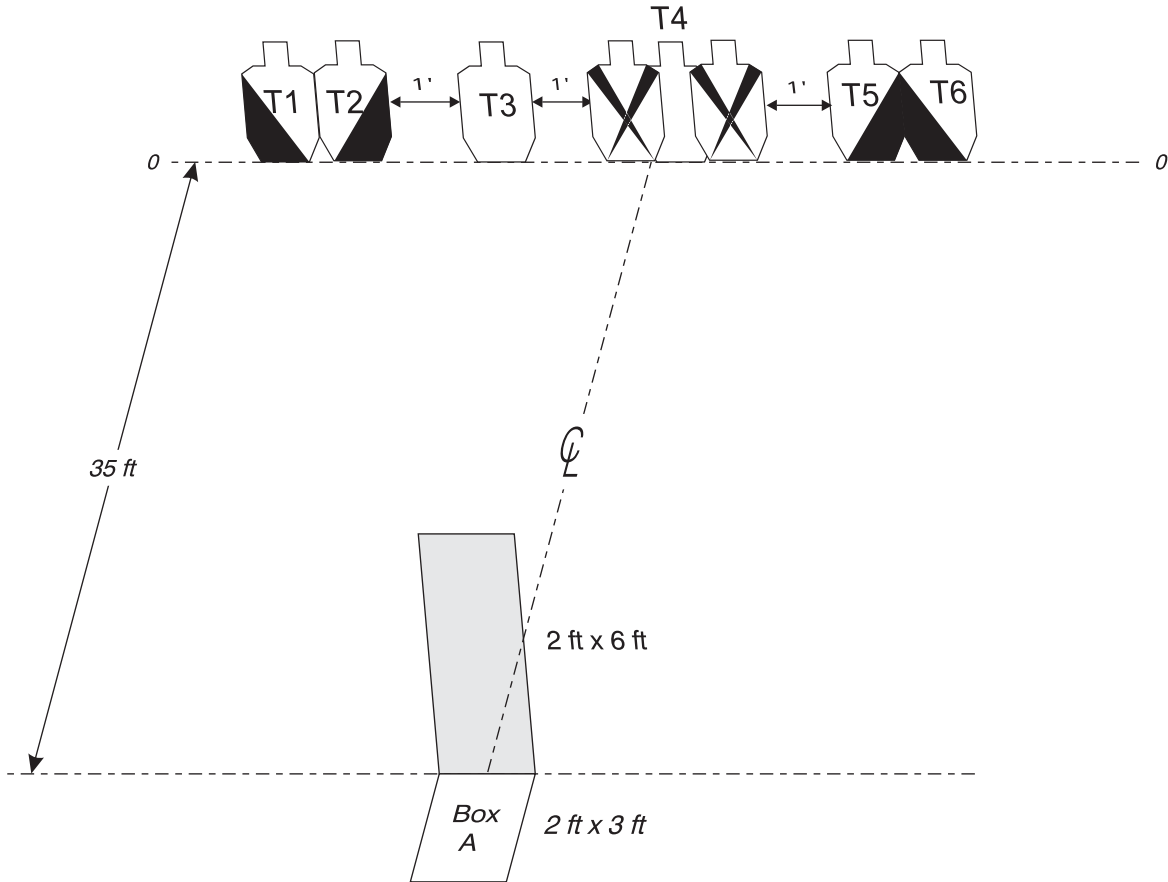
**START POSITION:** Standing in Box A, both arms hanging relaxed at sides. Handgun is loaded and holstered as per ready condition in rule 8.1.1 and 8.1.2.

### STAGE PROCEDURE

- String 1. Upon start signal, from Box A engage T1-T6 from right side of the barricade with only one round per target.
- String 2. Upon start signal, from Box A engage T1-T6 from left side of the barricade with only one round per target.
- String 3. Upon start signal, from Box A engage T1-T6 from either side of the barricade with only one round per target.

### SCORING

**SCORING:** Virginia Count, 18 rounds, 90 points  
**TARGETS:** 6 IPSC  
**SCORED HITS:** Best 3/paper  
**START - STOP:** Audible - Last shot  
**PENALTIES:** Per current edition USPSA Practical Shooting Handbook.



**SETUP NOTES:** Set paper targets to 5 feet high at shoulders. Space paper targets 1 foot apart. Barricade is 2 feet wide and 6 feet high with a 2-feet-by-3-feet



shooting box behind it. T4 has no-shoots placed so that the non-scoring perforation of the no-shoots are lined up on each side of the lower A-zone perforation.



# CM 99-07 Both Sides Now #1

TGT	A	B	C	D	M	
T1	<input type="text"/>	<input type="text"/>	<input type="text"/>	<input type="text"/>	<input type="text"/>	3
T2	<input type="text"/>	<input type="text"/>	<input type="text"/>	<input type="text"/>	<input type="text"/>	3
T3	<input type="text"/>	<input type="text"/>	<input type="text"/>	<input type="text"/>	<input type="text"/>	3
T4	<input type="text"/>	<input type="text"/>	<input type="text"/>	<input type="text"/>	<input type="text"/>	3
T5	<input type="text"/>	<input type="text"/>	<input type="text"/>	<input type="text"/>	<input type="text"/>	3
T6	<input type="text"/>	<input type="text"/>	<input type="text"/>	<input type="text"/>	<input type="text"/>	3

USE NUMBERS - NOT HASHMARKS

TOTAL HITS	<input type="text"/>	<input type="text"/>	<input type="text"/>	<input type="text"/>	<input type="text"/>	18
MAJ	X5	X4	X4	X2	X-10	
MIN	X5	X3	X3	X1	X-10	

**VIRGINIA COUNT PENALTIES**

PROCEDURAL (-10 EACH)

NO-SHOOT HIT (-10 EACH)

EXTRA SHOT (-10 EACH)

EXTRA HIT (-10 EACH)

**TIME**

STRING 1

STRING 2

STRING 3

TOTAL TIME

STATS ONLY  +  +  +  -  =

MINUS PENALTIES OF  
 EQUALS TOTAL SCORE  
 DIVIDED BY TIME OF  
 HIT FACTOR =  
 (4 DECIMAL PLACES)



Shooter: \_\_\_\_\_

RO: \_\_\_\_\_

**REMARKS**

\_\_\_\_\_

SHOOTER NUMBER  **Open Lim. Lim. 10 Prod. Rev. Sing. St.** **MAJOR minor**

NAME \_\_\_\_\_ USPSA \_\_\_\_\_



# CM 99-08

# Melody Line

**RULES:** Practical Shooting Handbook, Latest Edition **COURSE DESIGNER:** Mike Davis — Modifications by US Design Team

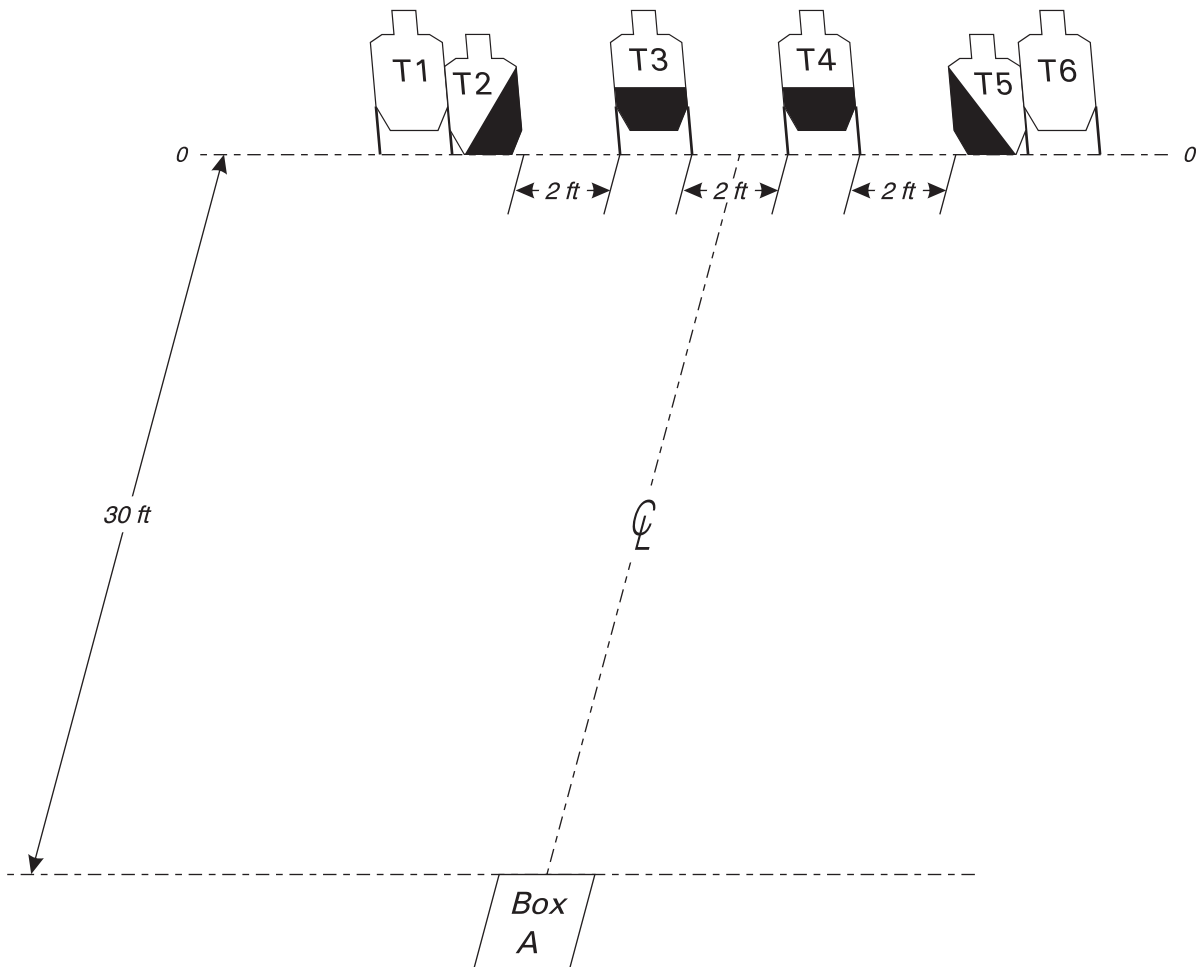
**START POSITION:** Standing in Box A, back to targets, toes of both feet against rear fault line of Box A, both wrists above respective shoulders. Handgun is loaded and holstered as per ready condition in rule 8.1.1 and 8.1.2.

### STAGE PROCEDURE

Upon start signal, turn, then draw and from Box A engage T1-T6 with only one round per target, then make a mandatory reload and from Box A engage T1-T6 with only one round per target.

### SCORING

**SCORING:** Virginia Count, 12 rounds, 60 points  
**TARGETS:** 6 IPSC  
**SCORED HITS:** Best 2/paper  
**START - STOP:** Audible - Last shot  
**PENALTIES:** Per current edition USPSA Practical Shooting Handbook.  
Failure to perform mandatory reload will result in one procedural penalty per shot fired.



**SETUP NOTES:** Set T1, T3, T4, and T6 to 5 feet high at shoulders. T2 and T5 are set so top of upper A zones are parallel with top of shoulder on adjacent target. Outer non-scoring edges of T1-T2 and T5-T6



butt together. Other targets are spaced two feet apart edge to edge. Shooting box is 3 feet by 3 feet. Hard cover on T3 & T4 is to bottom perforation of lower A zone. Hard cover on T2 & T5 is as shown.





# CM 99-09

# Long Range Standards

**RULES:** Practical Shooting Handbook, Latest Edition **COURSE DESIGNER:** Dave Stanford — Modifications by US Design Team

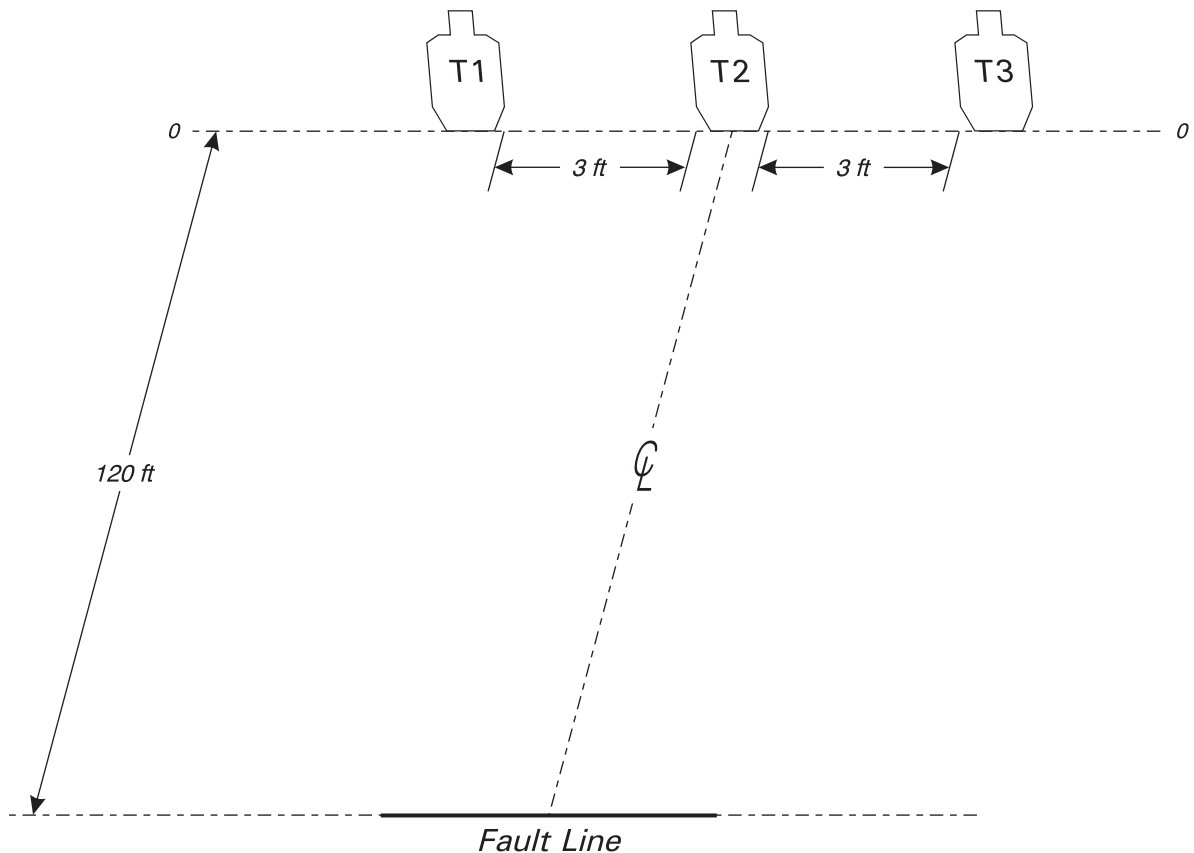
**START POSITION:** Standing behind fault line, both arms hanging relaxed at sides. Handgun is loaded and holstered as per ready condition in rule 8.1.1 and 8.1.2.

### STAGE PROCEDURE

- String 1. Upon start signal, from behind the fault line engage only T1 with six rounds only while standing.
- String 2. Upon start signal, from behind the fault line engage only T2 with six rounds only while kneeling (at least one knee in contact with the ground).
- String 3. Upon start signal, from behind the fault line engage only T3 with six rounds only while prone or supine, then perform a mandatory reload and from behind the fault line engage only T3 with six rounds only while prone or supine. Elbows or feet must remain behind the fault line while prone or supine. Magazines for the reload may be placed on the ground only after the start signal.

### SCORING

**SCORING:** Virginia Count, 24 rounds, 120 points  
**TARGETS:** 3 IPSC  
**SCORED HITS:** Best 6 - T1 & T2, Best 12 - T3  
**START - STOP:** Audible - Last shot  
**PENALTIES:** Per current edition USPSA Practical Shooting Handbook.  
 Failure to perform mandatory reload will result in one procedural penalty per shot fired.



**SETUP NOTES:** Set paper targets to 5 feet at shoulders.





# CM 99-09 Long Range Standards

TGT	A	B	C	D	M	
	USE NUMBERS - NOT HASHMARKS					
T1	<input type="text"/>	<input type="text"/>	<input type="text"/>	<input type="text"/>	<input type="text"/>	6
T2	<input type="text"/>	<input type="text"/>	<input type="text"/>	<input type="text"/>	<input type="text"/>	6
T3	<input type="text"/>	<input type="text"/>	<input type="text"/>	<input type="text"/>	<input type="text"/>	12
TOTAL HITS	<input type="text"/>	<input type="text"/>	<input type="text"/>	<input type="text"/>	<input type="text"/>	24
MAJ	X5	X4	X4	X2	X-10	
MIN	X5	X3	X3	X1	X-10	

**VIRGINIA COUNT PENALTIES**

PROCEDURAL (-10 EACH)

EXTRA SHOT (-10 EACH)

EXTRA HIT (-10 EACH)

**TIME**

STRING 1

STRING 2

STRING 3

TOTAL TIME

STATS ONLY  +  +  +  -  =



MINUS PENALTIES OF  
EQUALS TOTAL SCORE  
DIVIDED BY TIME OF  
HIT FACTOR =  
(4 DECIMAL PLACES)

Shooter:

RO:

**REMARKS**

SHOOTER NUMBER  **Open Lim. Lim. 10 Prod. Rev. Sing. St.** **MAJOR minor**

NAME \_\_\_\_\_ USPSA \_\_\_\_\_



# CM 99-10

# Times Two

**RULES:** Practical Shooting Handbook, Latest Edition **COURSE DESIGNER:** US Design Team

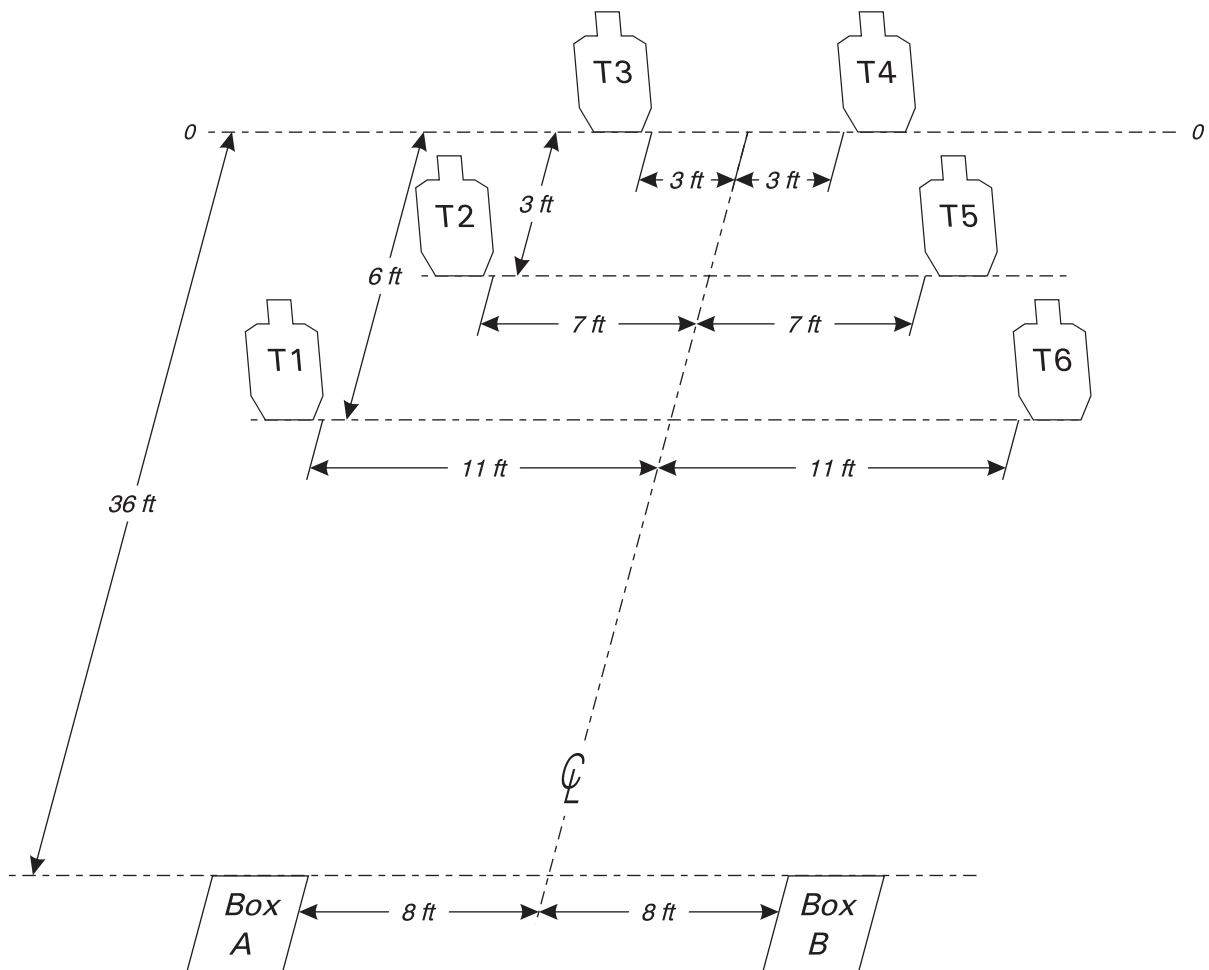
**START POSITION:** Standing in either Box A or Box B, both arms hanging relaxed at sides. Handgun is loaded and holstered as per ready condition in rule 8.1.1 and 8.1.2.

### STAGE PROCEDURE

From Box A engage only T1-T3 with two rounds each.  
From Box B engage only T4-T6 with two rounds each. Start in either Box A or Box B. Upon start signal, from the starting box engage the appropriate targets. Move to the remaining box and engage the appropriate targets.

### SCORING

**SCORING:** Comstock, 12 rounds, 60 points  
**TARGETS:** 6 IPSC  
**SCORED HITS:** Best 2/paper  
**START - STOP:** Audible - Last shot  
**PENALTIES:** Per current edition USPSA Practical Shooting Handbook.



**SETUP NOTES:** Set paper targets to 5 feet high at shoulders. Shooting boxes are 3 feet by 3 feet.





# CM 99-10

# Times Two

TGT	A	B	C	D	M	
USE NUMBERS - NOT HASHMARKS						
T1	<input type="text"/>	<input type="text"/>	<input type="text"/>	<input type="text"/>	<input type="text"/>	2
T2	<input type="text"/>	<input type="text"/>	<input type="text"/>	<input type="text"/>	<input type="text"/>	2
T3	<input type="text"/>	<input type="text"/>	<input type="text"/>	<input type="text"/>	<input type="text"/>	2
T4	<input type="text"/>	<input type="text"/>	<input type="text"/>	<input type="text"/>	<input type="text"/>	2
T5	<input type="text"/>	<input type="text"/>	<input type="text"/>	<input type="text"/>	<input type="text"/>	2
T6	<input type="text"/>	<input type="text"/>	<input type="text"/>	<input type="text"/>	<input type="text"/>	2
TOTAL HITS	<input type="text"/>	<input type="text"/>	<input type="text"/>	<input type="text"/>	<input type="text"/>	12
MAJ	X5	X4	X4	X2	X-10	
MIN	X5	X3	X3	X1	X-10	

**COMSTOCK PENALTIES**

PROCEDURAL (-10 EACH)

**TIME**

TOTAL TIME

STATS ONLY  +  +  +  -  =

MINUS PENALTIES OF  
 EQUALS TOTAL SCORE  
 DIVIDED BY TIME OF  
 HIT FACTOR =  
 (4 DECIMAL PLACES)



Shooter:

RO:

**REMARKS**

SHOOTER NUMBER  **Open Lim. Lim. 10 Prod. Rev. Sing. St.**  **MAJOR minor**

NAME \_\_\_\_\_ USPSA \_\_\_\_\_



# CM 99-11

# El Presidente

**RULES:** Practical Shooting Handbook, Latest Edition **COURSE DESIGNER:** Jeff Cooper

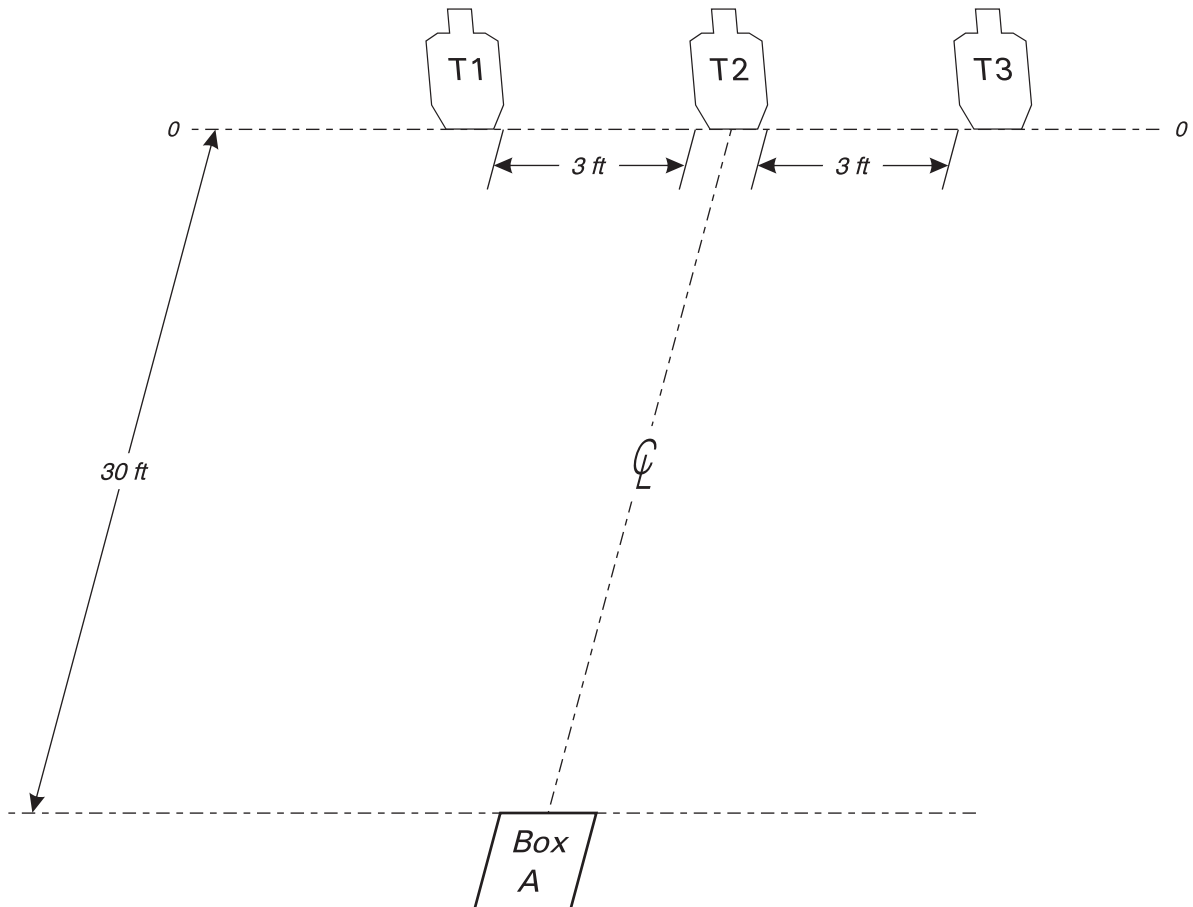
**START POSITION:** Standing in Box A, back to targets, toes of both feet against rear of fault line of Box A, both wrists above respective shoulders. Handgun is loaded and holstered as per ready condition in rule 8.1.1 and 8.1.2.

### STAGE PROCEDURE

Upon start signal, turn then draw and from Box A engage T1-T3 with only two rounds per target, then perform a mandatory reload and from Box A engage T1-T3 with only two rounds per target.

### SCORING

**SCORING:** Virginia Count, 12 rounds, 60 points  
**TARGETS:** 3 IPSC  
**SCORED HITS:** Best 4/paper  
**START - STOP:** Audible - Last shot  
**PENALTIES:** Per current edition USPSA Practical Shooting Handbook.  
Failure to perform mandatory reload will result in one procedural penalty per shot fired.



**SETUP NOTES:** Set targets to 5 feet high at shoulders. Shooting box is 3 feet by 3 feet.





# CM 99-11 El Presidente

TGT	A	B	C	D	M	
	USE NUMBERS - NOT HASHMARKS					
T1	<input type="text"/>	<input type="text"/>	<input type="text"/>	<input type="text"/>	<input type="text"/>	4
T2	<input type="text"/>	<input type="text"/>	<input type="text"/>	<input type="text"/>	<input type="text"/>	4
T3	<input type="text"/>	<input type="text"/>	<input type="text"/>	<input type="text"/>	<input type="text"/>	4
TOTAL HITS	<input type="text"/>	<input type="text"/>	<input type="text"/>	<input type="text"/>	<input type="text"/>	12
MAJ	X5	X4	X4	X2	X-10	
MIN	X5	X3	X3	X1	X-10	

**VIRGINIA COUNT PENALTIES**

PROCEDURAL (-10 EACH)

EXTRA SHOT (-10 EACH)

EXTRA HIT (-10 EACH)

**TIME**

TOTAL TIME

.

STATS ONLY  +  +  +  -  =



MINUS PENALTIES OF  
EQUALS TOTAL SCORE  
DIVIDED BY TIME OF  
HIT FACTOR =  
(4 DECIMAL PLACES)

Shooter:

RO:

**REMARKS**

SHOOTER NUMBER  **Open Lim. Lim. 10 Prod. Rev. Sing. St.**  **MAJOR minor**

NAME \_\_\_\_\_ USPSA \_\_\_\_\_



# CM 99-12

# Take Your Choice

**RULES:** Practical Shooting Handbook, Latest Edition **COURSE DESIGNER:** Skipper Songy

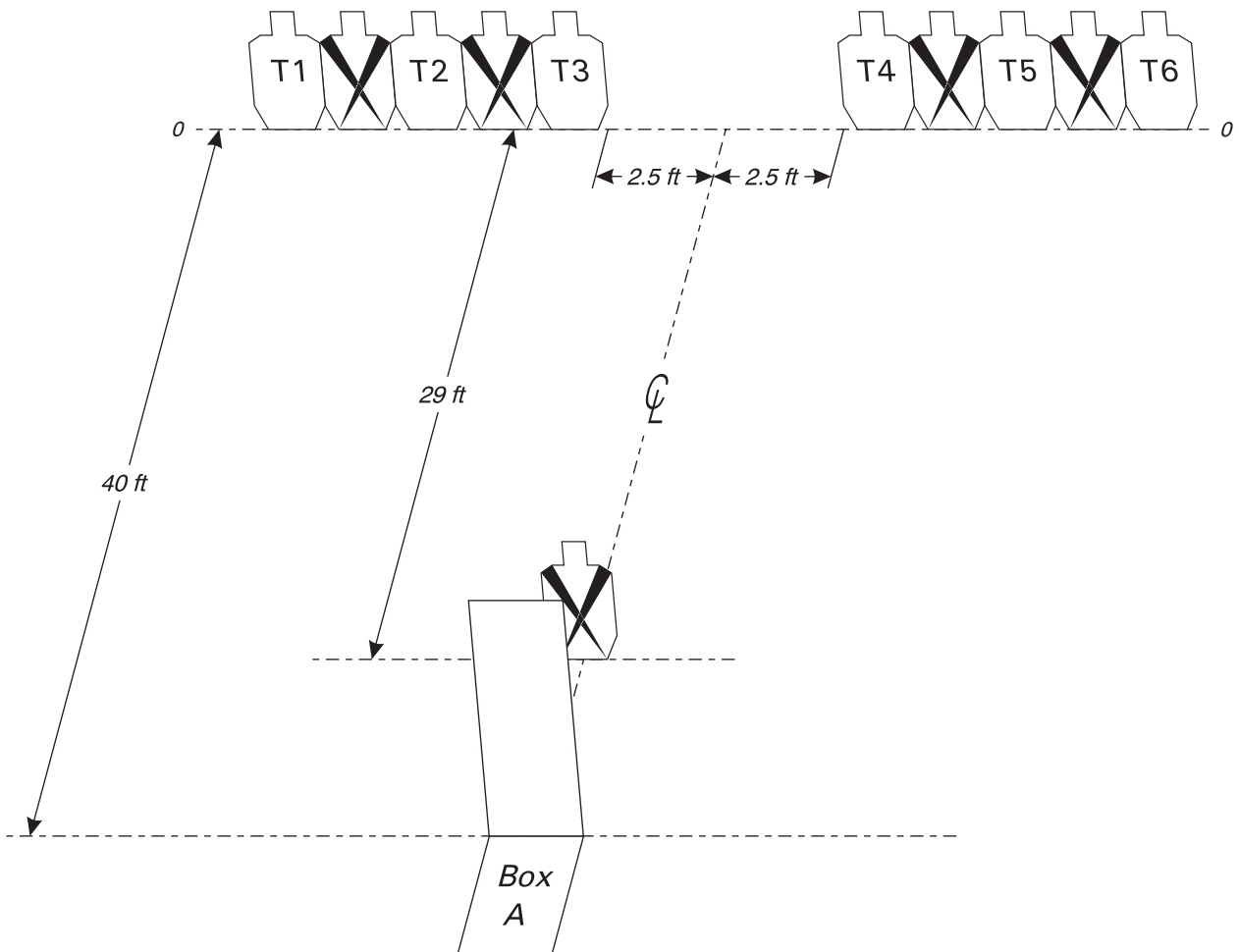
**START POSITION:** Standing in Box A, index finger and thumb of each hand touching, with hands placed flat on barricade at eye level. Handgun is loaded and holstered as per ready condition in rule 8.1.1 and 8.1.2.

### STAGE PROCEDURE

Engage only T1-T3 from the left side of the barricade and only T4-T6 from the right side of the barricade. Upon the start signal, from Box A engage only the appropriate targets from one side of the barricade then make a mandatory reload and from Box A engage only the appropriate targets from the remaining side of the barricade.

### SCORING

**SCORING:** Comstock, 12 rounds, 60 points  
**TARGETS:** 6 IPSC  
**SCORED HITS:** Best 2/paper  
**START - STOP:** Audible - Last shot  
**PENALTIES:** Per current edition USPSA Practical Shooting Handbook.  
Failure to perform mandatory reload will result in one procedural penalty per shot fired.



**SETUP NOTES:** Set targets to 5 feet high at shoulders with targets butted together. Shooting box is 2 feet by 3 feet behind barricade 2 feet wide and 6 feet high. Center no-shoot in front of barricade on centerline of stage.





# CM 99-12 Take Your Choice

TGT	A	B	C	D	M	
T1	<input type="text"/>	<input type="text"/>	<input type="text"/>	<input type="text"/>	<input type="text"/>	2
T2	<input type="text"/>	<input type="text"/>	<input type="text"/>	<input type="text"/>	<input type="text"/>	2
T3	<input type="text"/>	<input type="text"/>	<input type="text"/>	<input type="text"/>	<input type="text"/>	2
T4	<input type="text"/>	<input type="text"/>	<input type="text"/>	<input type="text"/>	<input type="text"/>	2
T5	<input type="text"/>	<input type="text"/>	<input type="text"/>	<input type="text"/>	<input type="text"/>	2
T6	<input type="text"/>	<input type="text"/>	<input type="text"/>	<input type="text"/>	<input type="text"/>	2

USE NUMBERS - NOT HASHMARKS

TOTAL HITS	<input type="text"/>	<input type="text"/>	<input type="text"/>	<input type="text"/>	<input type="text"/>	12
MAJ	X5	X4	X4	X2	X-10	
MIN	X5	X3	X3	X1	X-10	

**COMTOCK PENALTIES**

PROCEDURAL (-10 EACH)

NO-SHOOT HIT (-10 EACH)

**TIME**

TOTAL TIME

.

STATS ONLY  +  +  +  -  =

MINUS PENALTIES OF  
 EQUALS TOTAL SCORE  
 DIVIDED BY TIME OF  
 HIT FACTOR =  
 (4 DECIMAL PLACES)



Shooter:

RO:

**REMARKS**

SHOOTER NUMBER	Open	Lim.	Lim. 10	Prod.	Rev.	Sing. St.	MAJOR minor
----------------	------	------	---------	-------	------	-----------	-------------

NAME \_\_\_\_\_ USPSA \_\_\_\_\_